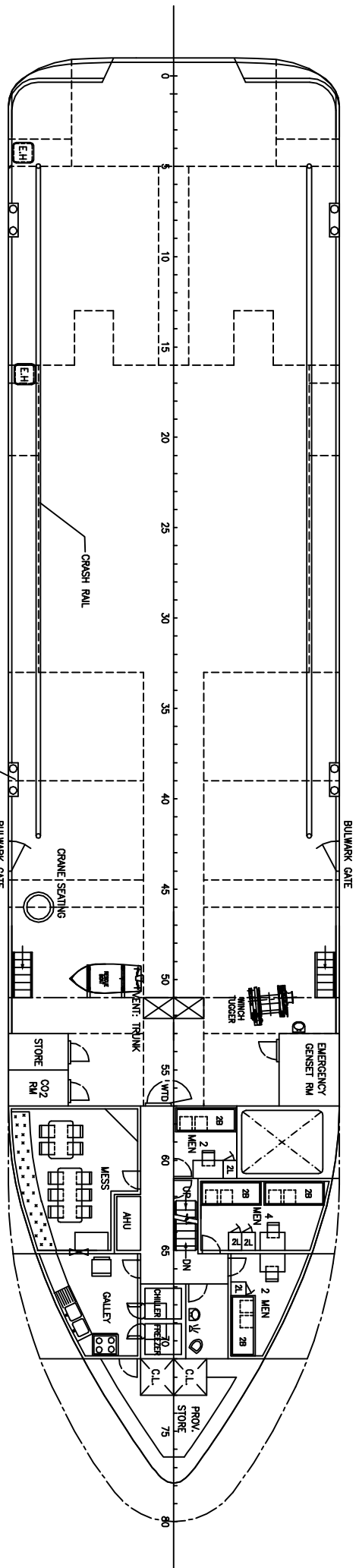
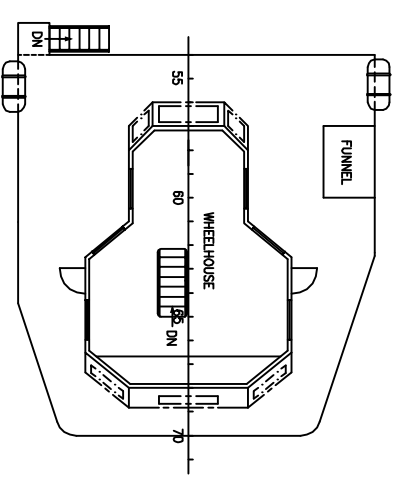


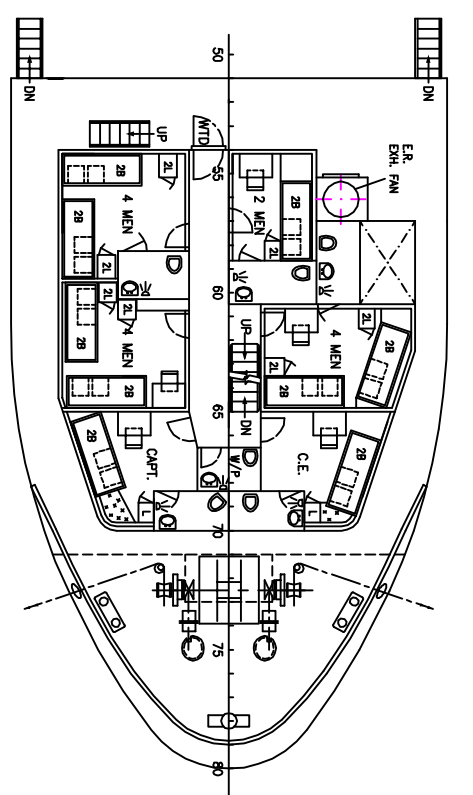
OUTBOARD PROFILE



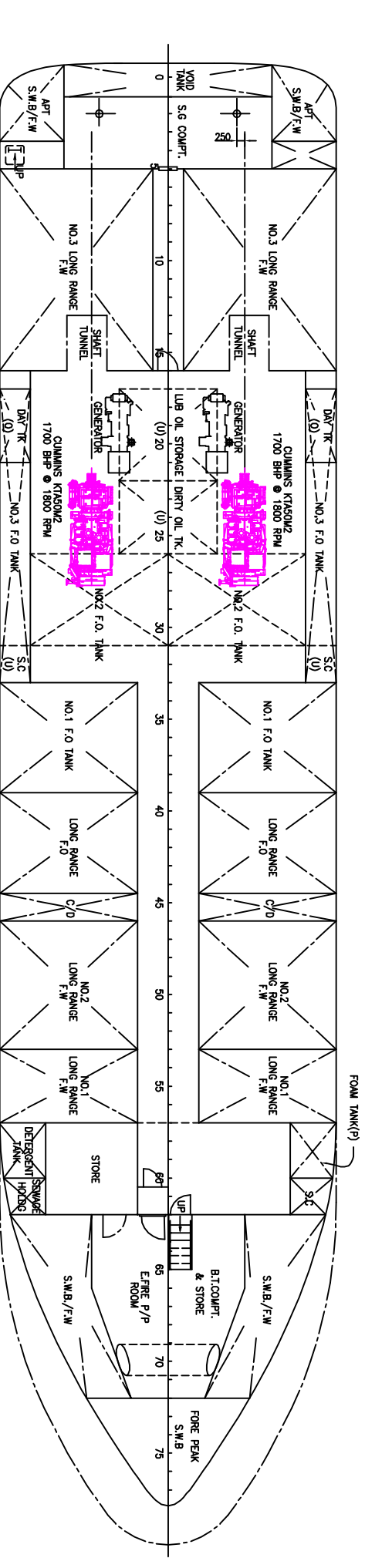
MAIN DECK



WHEELHOUSE DECK



FORECASTLE DECK



BELOW MAIN DECK

VANESSA 18

PRINCIPAL PARTICULARS

LENGTH O.A.	48.00m
LENGTH W.L.	46.20m
BEAM MLD.	11.00m
DEPTH MLD.	3.50m
DRAFT DESIGNED	2.50m
DRAFT MAX.	2.80m
COMPLEMENT	24 MEN
F.O.	CUMMINS KTA50M2
F.W.	1700 BHP @ 1800 RPM
ENGINE	

THIS DRAWING AND THE INFORMATION CONTAINED HEREIN ARE THE PROPERTY OF CONAN WU & ASSOCIATES. THEY MUST NOT BE USED OR REPRODUCED IN WHOLE OR IN PART WITHOUT PERMISSION IN WRITING.

General Arrangement

48m MULTI-PURPOSE DECK SHIP

NO.	DATE	BY	REV
3.2.2010		B	M.T.
28.03.08		A	HERRY

OWNER: SEABRIGHT SON BHD
 BUILDER: SEALINK SHIPYARD SON BHD
 CLASS: YARD NO. SSS 185

CONAN WU & ASSOCIATES
 NAVAL ARCHITECTS
 INFORMATICS BLDG, 5 INTERNATIONAL BUSINESS PARK, JURONG DIST, SINGAPORE 609914.
 TEL: (65) 6862-1138, FAX: (65) 6862-1236, (65) 6862-0123, E-MAIL: info@conanwu.com.sg
 DRAWN: CHUA C.M. SCALE: 1:100 DRAWING NO.: C3332D/G-1
 CHECKED: APPROVED: REV